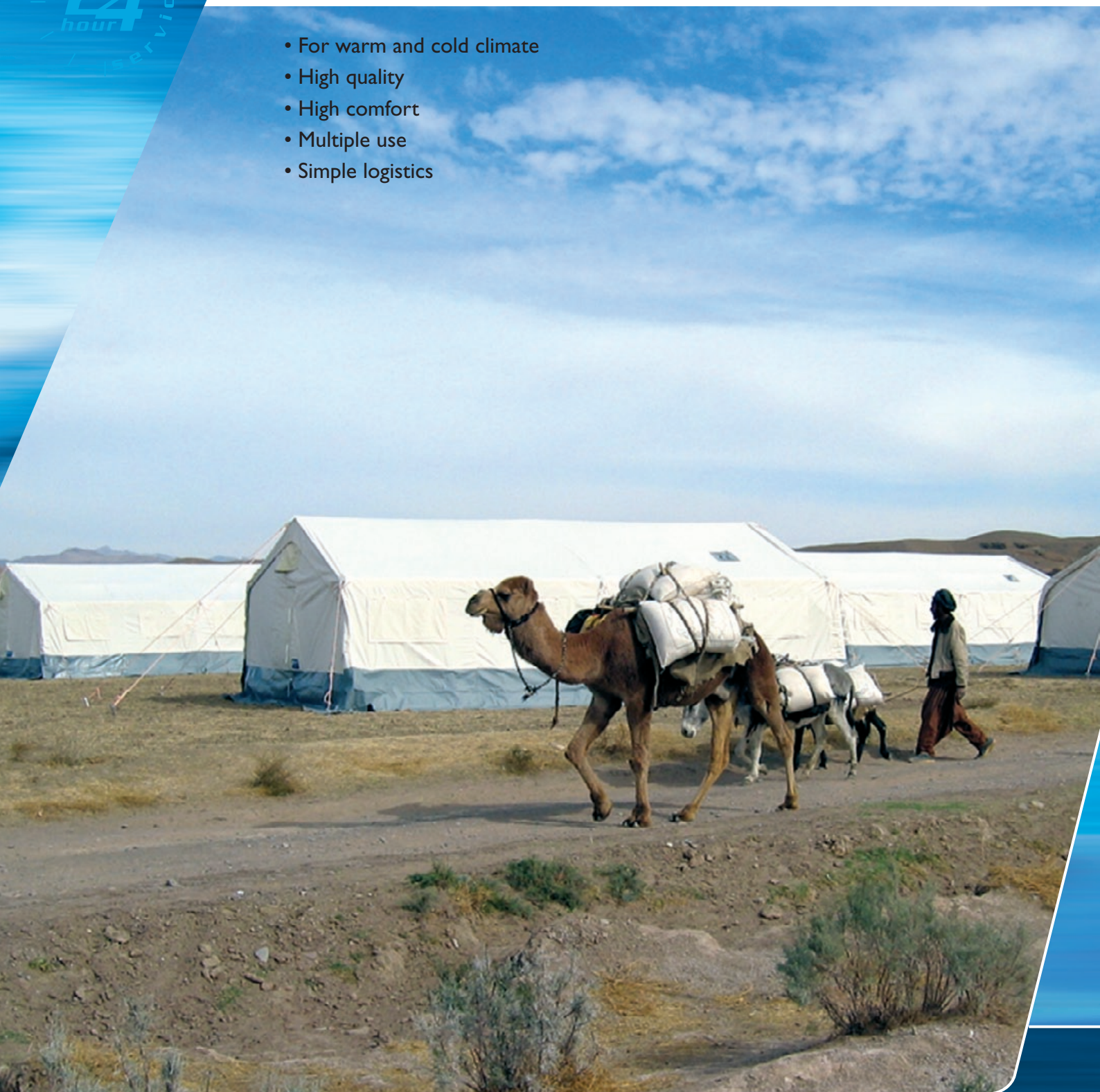


ROFI ALPHA TENT

– A preferred solution in field operations

- For warm and cold climate
- High quality
- High comfort
- Multiple use
- Simple logistics



Field Hospital
Accommodation
Staff/office tent
Recreation area
Shower tent

ROFI ALPHA

– A well tested solution providing high comfort with a minimum of maintenance in field operations. Preferred by international support teams in disaster situations.

Designed for temperatures in tropical- and cold climatic conditions, from – 20 to + 49°C.

Climate Zones: A1 – A3, B1 – B2, C0 – C1
in accordance with STANAG 2895

Key features:

- Size: 48 m² (6 x 8) m.
- Size: 24 m² (6 x 4) m.
- High quality
- High comfort
- Connectible lengthwise and cross wise
- Multiple use
- Wide range of accessories available



AREA OF USE:

- Field Hospital
- Accommodation
- Staff/ office tent
- Recreation area
- Shower tent

The modular design allows for selecting the tent in sizes that suits most purpose of use. Cross connection modules are used for building tent configurations when needed.

In evaluating camp solution for use in field operations, we recommend considering ROFI ALPHA tent. This tent was originally designed for warm climate, but is later modified for meeting conditions also in cold climate.

ADVANTAGES:

- Solid framework and high quality fabrics
- Simple deployment with a minimum of manpower
 - no special tools required
- Natural ventilation, but also prepared for use of AC/heater
- Integrated PVC- floor protects against surface water and reptiles/ bugs
- Option on flysheet – for added insulation and sun protection
- Multiple area of use
- Wide range of accessories

ROFI ALPHA tent is a double layer tent with integrated floor, for insulation against outdoor temperatures and for protection against surface water; bugs and reptiles. Multiple layer windows and fabric vents allow natural ventilation.

The tent is designed in several models and sizes and with a wide range of accessories. The ROFI ALPHA tent may be connected gable/ gable, creating larger units, and may also be delivered with cross- connection units when there is a need for building configurations.

When deploying in areas with heavy rain, we recommend choosing the ROFI ALPHA model with PVC- roof, in hot and dry areas; the tent with canvas roof.

We recommend considering use of solid floor tiles. If possible, the floor tiles should be installed under the PVC- flooring, preferably also with an insulation material, providing increased insulation and drainage to the tent.



ROFI ALPHA

Field hospital

The ROFI ALPHA tent may easily be split in sections by means of separation walls, creating treatment- and functions areas necessary in a Field Hospital concept, such as operation theatre, ICU, examination area, medical storage facilities etc. The width of the ROFI ALPHA tent provides sufficient space for placing hospital beds across of each other, leaving a walkway in the middle for easy access.

The tent is designed to assure a clean environment within a field hospital configuration. Air distribution through distribution hoses in the roof make sure the cooled or heater air is evenly distributed throughout the tent.

In a field hospital configuration, it might be particularly important to consider installation of solid floor tiles, for easy transport of patients and equipment.

ROFI ALPHA

Accommodation

The width of the tent provides sufficient space for placing field beds or bunk beds across of each other, leaving a walkway in the middle for easy access. The tent may be easily split in sections by means of separation walls, creating joint accommodation areas for teams/ groups.

One ROFI ALPHA tent of 48 m² may accommodate 8-20 persons, depending upon choice of accommodation equipment. Using collapsible field beds there is room for 8-16 persons. By using bunk beds, you may accommodate up to 24 persons, - the standard to be set by the customer.

When deployed in field operations for longer periods, we recommend providing each person with inner cabin for increased privacy and high comfort. The cabin has room for field bed, footlocker for personal belongings and other accessories the staff may require for personal use. The cabins may be equipped with cabin lamps for use at night time.

Solid door into the tent increases the feeling of living in "house-like" conditions.

Use of entrance section allows storing of equipment and protects against bad weather conditions when the staff is entering or leaving the tent. Equipped with outdoor-envelopes/pockets, it is easy to know who are accommodated in the tent, also possible to use for leaving mail to the inhabitants.

ROFI ALPHA

Office/staff tent - command post

The ROFI ALPHA tent is suitable for use as office/staff tent. Use of separation walls create smaller sections and enables office space in a rational manner. We may also offer crosswise separation walls for dividing the tent into smaller units. As option we recommend installation of solid floor tiles and insulation mats.

ROFI ALPHA

Dining and recreation tent

Used as dining hall, you may seat a minimum of 36 persons comfortably in one tent. Depending upon table arrangements, the number may be higher. Connected together the tent may be used as recreation area.

Available as option, the tent may be connectible to kitchen containers or kitchen tents.



ISO 9001 Certified



Certificate no. XXX

ROFI Industrier as represents more than 60 years of experience within the textile industry. A comprehensive integration with our suppliers and partners enable us to meet the requirements for progressive development, system solutions and a stock-hold of selected items. We continuously maintain our certificate covering quality assurance/quality control.

NOREPS Approved

The products meet stringent quality standards, are tested under tough field conditions and preferred by NGO's and UN-organizations through NOREPS emergency service. Part of preparedness stock.



24 hours a day,
365 days a year,
we are able to deliver
this commodities to
an international
airport within 24 hours.

REFERENCES:

ROFI ALPHA tent is preferred by international support teams for camp deployed during disaster operations such as the Tsunami in South- East Asia and the earthquakes in Iran and Pakistan. ROFI ALPHA in sand colour is also supplied in high quantities to peace keeping forces in the Middle East, for deployment in Kosovo and Albania in the late nineties. NGOs use ROFI ALPHA tent as basic unit for their disaster preparednes.

SHIPPING INFORMATION



Packed in wooden box.

Size 48 m²: L:398xW:113xH:56 cm = 2,52 m³/ 485 kg
(with one solid door: 513 kg)

Size 24 m²: L:398xW:113xH:56 cm = 2,52 m³/ 310 kg


ROFI ALPHA TENT ACCESSORIES



Inner cabin



Room separation



Air distribution house



Entrance section



Wardrobe bag



Solid door



Cross connecting tent



Field shower



Shower cabin



Flysheet


ROFI FIELD EQUIPMENT



ROFI AC/Heaters



ROFI Volcano sauna



ROFI Floor



ROFI Folding chair/table




ROFI Lighting



ROFI Camp light



ROFI Camp light



ROFI Cabin light



ROFI Bench




ROFI Field bed



ROFI Disco bed



Water heater



ROFI Field sink



ROFI Surgical sink



ROFI Cinderella toilet



ROFI Pacto toilet



ROFI Toilet/Shower tent

Specifications may be altered without notice due to progressive product development.