

## IN-LINE STABILITY & DEGRADATION MEASUREMENT IN PHARMACEUTICAL POLYMER EXTRUSION



COURTESY OF LEISTRITZ  
EXTRUSIONSTECHNIK GMBH  
NUREMBERG, GERMANY



INLINE UV-VIS SPECTROSCOPY CAN BE USED AS A PAT TOOL TO MONITOR THE MELTING AND EXTRUSION OF WIDELY-USED PHARMACEUTICAL POLYMERS (TRANSPARENT OR OPAQUE).

**KOLLIDON® VA 64**  
**SOLUPLUS®**



- VINYLPIRROLIDONE-VINYL ACETATE COPOLYMER



- POLYVINYL CAPROLACTAM - POLYVINYL ACETATE

- POLYETHYLENE GLYCOL GRAFT COPOLYMER

**AFFINISOL™**  
**PLASDONE™**  
**HPMCS**  
**EUDRAGIT™**



- HYPROMELLOSE ACETATE SUCCINATE




- N-VINYLPYRROLIDONES



- HYDROXYPROPYLMETHYL CELLULOSE



- POLY(METH)ACRYLATES

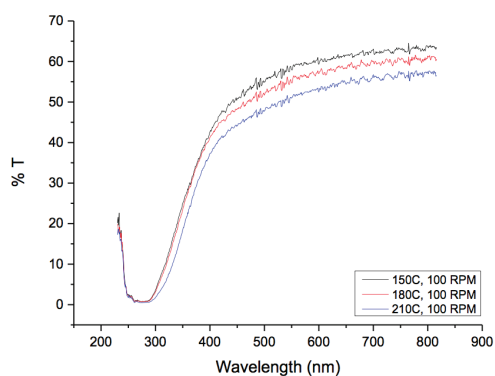
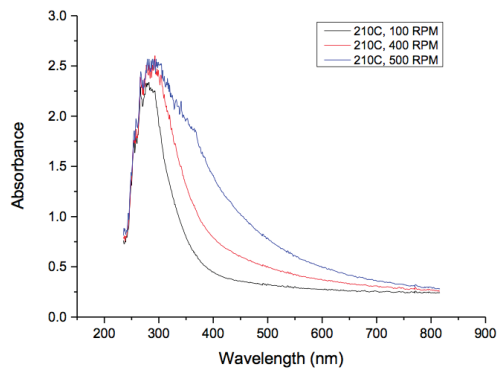



### IMPROVE YOUR PROCESS MONITORING WITH INLINE UV-VIS SPECTROPHOTOMETRY



Co-funded by the Horizon 2020 programme  
of the European Union

## PROCESS OPTIMISATION USING IN-LINE UV-VIS SPECTROPHOTOMETRY



**SCREW SPEED, SCREW DESIGN AND BLOCK TEMPERATURE ALL AFFECT POLYMER DEGRADATION KINETICS. IN-LINE MONITORING CAN QUICKLY IDENTIFY THE OPTIMAL VALUES FOR EACH PARAMETER**

Our **SpecViewer** software module allows live spectral data to be viewed as a “colour time-course”. SpecViewer allows the user to interrogate whole absorbance or transmission spectra and/or specific spectral regions, either in an online or an offline mode.

A mathematically-derived colour representation of all Visible absorption spectra.

